

Jimmy

5-DOOR



Epic destinations, legendary journeys

Grab the gear and the crew as it's even easier to share your big adventures in the new Suzuki Jimny 5-Door. Go wild, and make unforgettable memories with its ALLGRIP PRO 4WD system and off-road manoeuvrability. And tomorrow, you can do it all over again.



TWO TONE COLOURS



Sizzling Red Metallic
with Bluish Black
Pearl (E5R)



Chiffon Ivory Metallic
with Bluish Black
Pearl (E5J)



Kinetic Yellow
with Bluish Black
Pearl (E5H)



Jungle Green
(WA7)



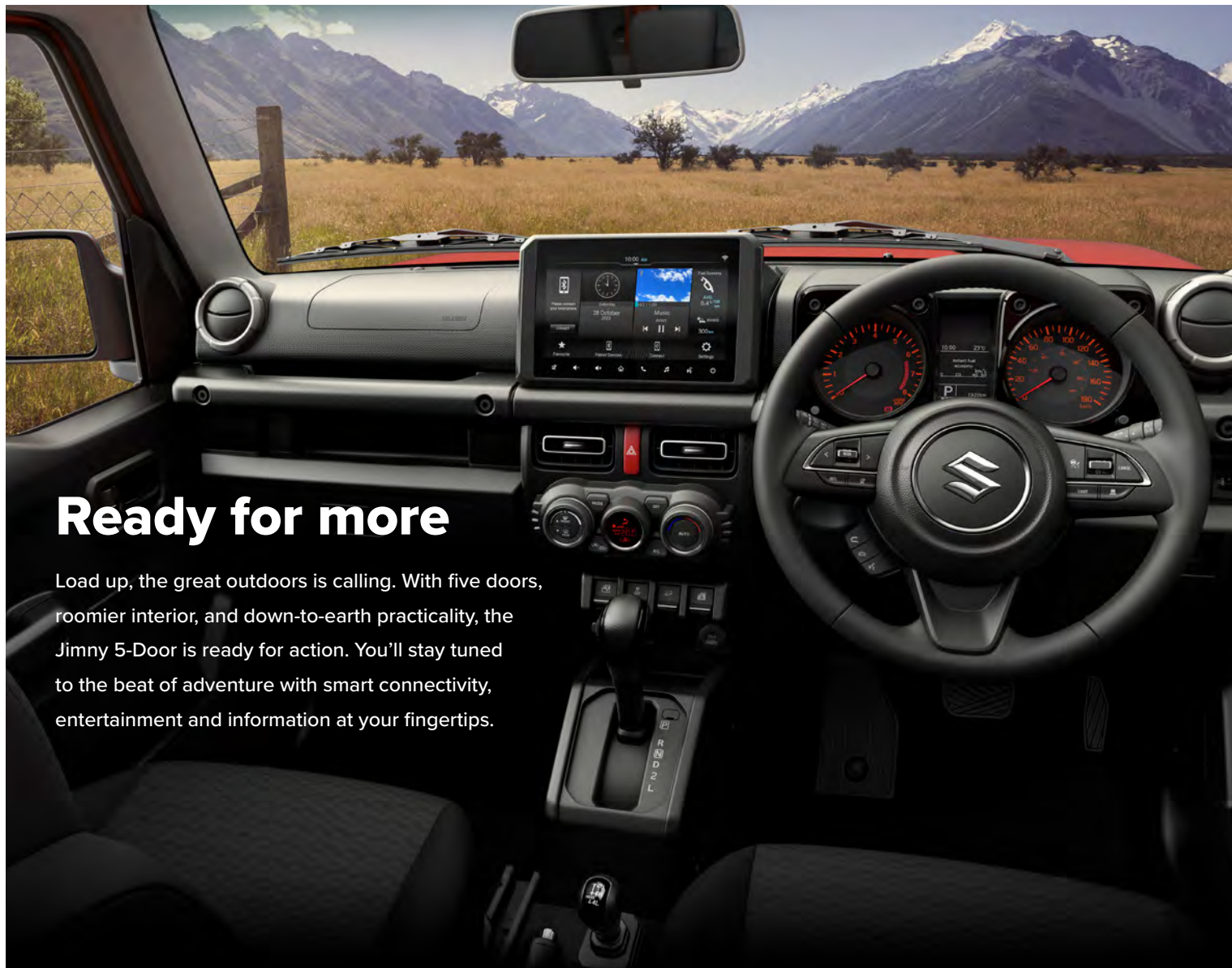
Bluish Black Pearl
(WB3)



Granite Gray Metallic
(ZTN)



Arctic White Pearl
(ZHJ)



Ready for more

Load up, the great outdoors is calling. With five doors, roomier interior, and down-to-earth practicality, the Jimny 5-Door is ready for action. You'll stay tuned to the beat of adventure with smart connectivity, entertainment and information at your fingertips.

Dare to explore

For the urban expedition or journey to the back of beyond, the Jimny 5-Door takes outdoor exploration to a whole new level. Featuring Suzuki's proven ALLGRIP PRO 4WD system, full ladder chassis, and generous clearance, departure and approach angles, its four wheel driving capability is off the charts. Before you know it, you'll be on top of the world.

ALLGRIP
PRO



MORE SPACE, MORE COMFORT

You'll enjoy the destination as much as the journey in the Jimny 5-Door's longer and roomier cabin. Relax in larger, comfier rear seats that recline in two locking positions or fold forward when you need the extra luggage space. Stow away all your items in the handy glovebox, front console, and storage pockets.



ACCESSIBLE LOADING AREA

Stow away your gear easily with the large back door opening and versatile boot area with light for added convenience. Connect camping accessories to the front or rear 12V power sockets.



LED LIGHTING SYSTEM

The auto light-sensing LED projector headlamps with manual washers turn on with nightfall or low-light. Daytime running, fog lamps and rear stop lamp round out the lighting system designed to keep you seen on the road.



PART TIME 4WD WITH LOW RANGE TRANSFER GEAR

On-road. Off-road. No road. The Jimny has the torque and traction for every situation. On paved surfaces, 2H (2WD) mode offers a smooth, quiet ride with maximum fuel-efficiency. On flat dirt roads or in the snow 4H gives you 4WD traction combined with higher speeds. When the going gets really tough there's 4L mode for maximum torque and traction.

3-LINK RIGID AXLE WITH COIL SPRING SUSPENSION

When you want to take on the rough stuff you need full-width rigid axles in both the front and rear, and the Jimny delivers. As an obstacle pushes one wheel up, the axle presses the other wheel down to increase tyre contact and traction. Whatever lies in your path – mud, loose rocks, slippery roots, Jimny's go-anywhere ability is legendary.



9-INCH TOUCHSCREEN

The customisable infotainment system display features a 9-inch touchscreen for live vehicle information, digital clock, music playback and connectivity through Bluetooth®, Wi-Fi® and USB connection.



ANDROID AUTO™ AND WIRELESS APPLE CARPLAY

Connect your compatible smartphone via Android Auto or wireless Apple CarPlay to access maps, play music, make phone calls, and send and receive messages by voice command or by tapping on the display.



CLIMATE CONTROL AIR CONDITIONING

A high-contrast LCD display makes it easy to set the climate control air conditioning to your preferred comfort level. There's even a special pollen filter that removes dust and other particles so you can breathe easy.



REVERSE CAMERA

The reverse camera helps you park and reverse safely without having to twist around in your seat. When reversing, the touchscreen display shows the view of what's behind the vehicle and distance guidelines.

RIGID LADDER FRAME

Continuing from the very first generation, the Jimny features a robust ladder frame for everyday comfort on the road, and solid driving stability off the road.

HILL HOLD AND HILL DESCENT CONTROL

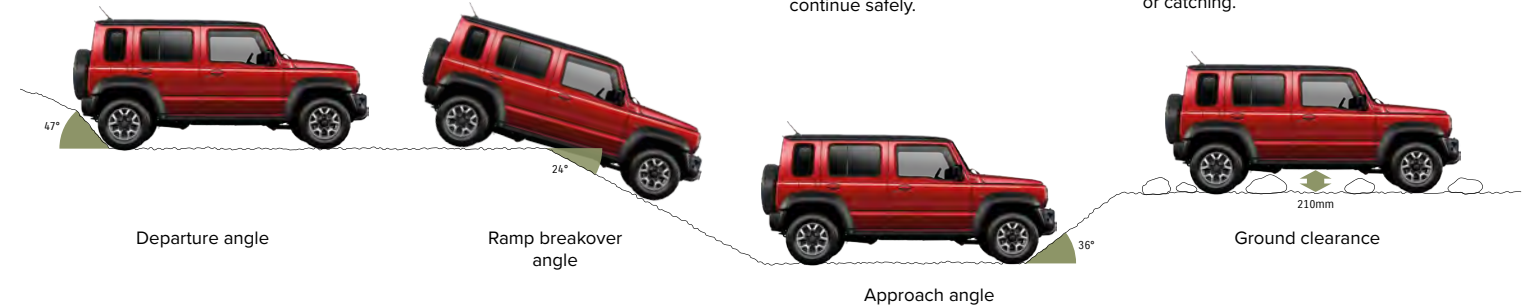
Hill starts are easy with hill hold control, and for tricky descents, the hill descent control system automatically applies braking to maintain a fixed speed so you can concentrate on steering without using the brakes or clutch.

BRAKE LSD TRACTION CONTROL

Cover slippery ground with confidence. If two diagonal wheels lose grip while on slippery surfaces, the limited-slip differential traction control automatically brakes the slipping wheels and redistributes torque to the other two wheels, allowing the Jimny to continue safely.

AMPLE BODY ANGLES AND CLEARANCE

The Jimny lets you explore to the limit with generous approach, ramp breakover, and departure angles. Its high ground clearance lets you take on the steepest slopes, sharpest descents and gnarliest obstacles without scraping or catching.



Keeping you safe out there

While pushing the limits of adventure, safety is top priority for the Jimny 5-Door. Designed to offer unobstructed views and to give a better sense of vehicle position, this ingenious 4WD is next level. Equipped with six SRS airbags and Suzuki's Advanced Forward Detection System, you can count on the Jimny 5-Door to stay on track and bring everyone safely back to base camp when the adventure ends.




DUAL CAMERA BRAKE SUPPORT (DCBS)

The Jimny 5-Door features a forward detecting system using a dual camera attached to the windshield. The DCBS recognises vehicles, pedestrians, and lane lines and helps avoid collisions and damage through warnings and automatic braking.*




LANE DEPARTURE WARNING

Stay safely in your lane thanks to the lane departure warning function. At 60 km/h or faster, the cameras detect lane markers and if you drift, vibrates the steering wheel and gives you a visual warning.



WEAVING ALERT

This system calculates your driving pattern and issues audio and visual warnings if it detects you're 'wandering' due to driver fatigue, for example.



ADAPTIVE CRUISE CONTROL

The adaptive cruise control system automatically maintains your following distance depending on the setting selected and vehicle speed (Auto). Cruise control (Manual) sets a fixed speed for efficient driving.

6 AIRBAGS

Jimny features six airbags for the driver and passenger seats including SRS front, side, and curtain airbags for safety and protection.

PARKING SENSORS

Parking is safer and easier with four ultrasonic sensors in the rear bumper that detect obstacles and send you a warning you can both see and hear.



Specifications

INFOTAINMENT

9-inch touchscreen	●
Four speaker Tuner/MP3/WMA	●
Bluetooth®	●
Wireless Apple CarPlay	●
Android Auto™	●
USB input	●

INSTRUMENT PANEL

Tachometer	●
Information display	Digital clock ●
	Outside temperature gauge ●
	Fuel consumption (instant, average, range) ●
	Gear position indicator (auto) ●
	ALLGRIP driving mode indicator ●
Lights-on and key reminder	●
Door-ajar warning indicator	●
Seatbelt reminder for all seating positions	●

INTERIOR

Climate control air conditioning with pollen filter	●
Remote entry with hazard answer-back	●
Steering wheel	Leather covered ●
	Cruise, speed limiter, phone, and audio controls ●
	Tilt adjustable ●
ALLGRIP PRO transfer lever	●
Electric windows front and rear	●
50:50 split folding rear seats with two locking positions	●
Adjustable head restraints x 4	●
Assist grips x 3	●
Fabric seat upholstery	●
3 position cabin lights front and rear	●
Front door storage pockets and arm rests	●
Front seatback pockets x 2	●
Drink holders x 2	●
Luggage area light	●
Luggage hook screw holes x 4	●
12V accessory socket front and rear	●

EXTERIOR

Gunmetal grey front grille with chrome accent	●
Styling	Wheel arch extensions ●
	Side under protection garnishes ●
	Drip rails ●
	Hard spare wheel half cover ●
Privacy glass (rear windows and rear door)	●
Wheels	15-inch alloy ●
	Full size spare ●
Headlamps	LED projector ●
	Auto light-sensing ●
	Lamp washers ●
	Daytime running lamps ●
	Guide Me light ●
Front fog lamps	●
Mirrors	Electrically adjustable ●
	Electrically folding ●
2-speed wipers with variable intermittent and washer	●
Rear window demister and wiper with washer	●

SAFETY AND SECURITY

5 year extensive warranty programme	●
5 year roadside assistance	●
Cruise control	●
Adaptive cruise control	AUTO
Dual Camera Brake Support	●
Lane departure warning	●
Weaving alert	●
Reverse camera	●
Rear parking proximity sensors x 4	●
Speed limiter	●

SAFETY AND SECURITY

Hill hold control	●
Hill descent control	●
Brake LSD control	●
Emergency stop signal	●
Guide Me light	●
High mounted stop lamp	●
ABS with EBD and Brake assist	●
Electronic Stability Programme (ESP®)	●
Brake override system	●
Shift lock and key interlock (auto)	●
Side impact beams	●
Collapsible steering column	●
Brake and clutch decoupling mechanism	●
6 SRS airbags (front, side and curtain)	●
Seat belts	Front 3-point ELR with pretensioners and force limiters ●
	Rear 3-point ELR with pretensioners and force limiters ●
ISOFIX child seat anchorages x 2 and tether anchorages x 2	●
Child-proof rear door locks	●
Engine immobiliser	●

ENGINE AND TRANSMISSION

			MANUAL	AUTO
Type			K15B	
Number of cylinders / valves			4 / 16	
Piston displacement	cm3		1,462	
Bore x stroke	mm		74.0 x 85.0	
Compression ratio			10	
Maximum output	kW		75@6,000 rpm	
Maximum torque	Nm		130@4,000 rpm	
Fuel distribution			Multi-point injection	
Fuel type			91-98RON	
Fuel economy*	Combined	L/100 km	6.4 NEDC (7.1 3P-WLTP)	6.9 NEDC (7.7 3P-WLTP)
CO2 emissions		g/km	148 NEDC (165 3P-WLTP)	161 NEDC (179 3P-WLTP)
Transmission			5-speed Manual	4-stage Auto

DIMENSIONS AND WEIGHTS

Overall length	mm		3,820	
Overall length (incl. spare wheel)	mm		3,985	
Overall width	mm		1,645	
Overall height	mm		1,720	
Wheelbase	mm		2,590	
Tread	Front	mm	1,395	
	Rear	mm	1,405	
Ground clearance	mm		210	
Approach angle	deg		36	
Ramp break-over angle	deg		24	
Departure angle	deg		47	
Minimum turning radius	m		5.7	
Curb weight	min. kg		1,200	1,215
Gross vehicle weight	kg		1,545	

CHASSIS

Steering			Recirculating ball	
Brakes	Front		Ventilated disc	
	Rear		Drum, leading and trailing	
Suspension	Front		3-link rigid axle with coil spring	
	Rear		3-link rigid axle with coil spring	
Tyres			195/80R15	

CAPACITY

Seating capacity	Persons		4	
Luggage capacity	Rear seats folded	Litres	332	
	Rear seats raised	Litres	211	
Fuel tank capacity	Litres		40	
Towing capacity	Unbraked / Braked	kg	500 / 1300	

*Fuel consumption will vary due to factors such as vehicle condition, driving style and traffic conditions.

ESP® is a registered trademark of Daimler AG. Bluetooth® is a registered trademark of Bluetooth SIG, Inc. For more details including iPhone models compatible with Apple CarPlay, see: www.apple.com/ios/carplay. Apple, Apple CarPlay and iPhone are trademarks of Apple Inc., registered in the U.S. and other countries. Android Auto requires the Android Auto app from Google Play, and an Android compatible smartphone running Android™ 5.0 Lollipop or higher: www.support.google.com/androidauto. Android and Android Auto are trademarks of Google LLC.

*Please do not rely solely on the Advanced Forward Detection System. It is only an aid and the ability to detect obstacles and lanes, and control the vehicle is limited. Always drive safely.



A little goes a loooooong way

At Suzuki we make it easy to own and enjoy your new car every day. Not only are Suzuki cars and SUVs economical – they are affordable, safe and sooooo much fun to drive. With our advanced small engine technology and innovative design, you'll get loads of value without compromising performance.

5 YEAR WARRANTY PACKAGE

Suzuki's comprehensive 3 year/100,000 km new vehicle warranty covers your entire vehicle for the most important part of its lifecycle, and includes an additional 2 year powertrain warranty extension for a total of 5 years worry-free motoring.

5 YEAR SUZUKI ASSIST

With one of New Zealand's most comprehensive roadside assistance programmes, you are covered all day, every day for 5 years from when you first buy your Suzuki – no matter how many kilometres you travel.



SUPPORTING OUR COMMUNITY



SUZUKI NEW ZEALAND LIMITED 1 HEADS ROAD, WHANGANUI. WWW.SUZUKI.CO.NZ

Standard and optional equipment available may vary from time to time. Some international models illustrated – please enquire at your Suzuki dealer for exact specifications. Suzuki New Zealand Ltd reserves the right to change, without notice, prices, colours, materials, equipment, specifications and models, and also to discontinue models. SZA1459 January 2024.