

ALL-NEW
RENAULT ZOE



All-new ZOE
redesigns mobility!





ZOE like never before

All-new ZOE expresses its style with even more character. To its successful smooth lines, All-new ZOE adds a new C-shaped 100% LED brand light, fog lamps and a more distinctive grille. The rear lights gain character with an LED light beam that expands the bodywork. Under the bonnet, with its sculpted contours that converge to a larger logo, a new, more powerful engine increases driving pleasure. The new B Mode enriches the experience by allowing increased deceleration for reduced use of the brake pedal.





A well-being bubble

Ultra connected to its surrounding world, All-new ZOE is first and foremost connected to you. As soon as you approach ZOE, your hands-free card opens the doors to a universe that combines technology with simplicity. As a real cocoon, the interior reinvents new standards of comfort with upholstery and trim made from 100 % recycled fabric*, with special attention given to sound insulation. The dashboard is further enhanced in terms of modernity and overall usability with its new 10" wide driver's screen. It provides all the information you need when on the road, while the new steering wheel and its functional controls let you control your vehicle with your fingertips. In the centre, the 7.0" screen of the brand new EASY LINK system allows you to navigate more smoothly than ever.

*Zen trim is fitted with 100 % recycled fabric upholstery, Intens trim upholstery combines this fabric with leatherette.



Simply electric






Go further, with more freedom

Limits are made to be pushed back. All-new ZOE extends its driving range up to 395 km WLTP*. Drive all week long on a single charge, with total peace of mind. Manage consumption and energy recovery when you decelerate, thanks to the power saver gauge on the 10" driver's screen.

*depending on versions and equipment.
WLTP (Worldwide Harmonized Light Vehicles Test Procedures): this protocol measures consumption and driving range results that are very close to those found under real conditions of use.





Recharge anywhere with ease

Ready to accompany you for all your daily activities, All-new ZOE can now be recharged anywhere you go. At home, plug ZOE into a 7.4 kW Wallbox and wake up to find her fully charged. What is more, All-new ZOE's new CCS (combined charging system) socket is suitable for use in quick charging stations and can recover up to 150 km of driving range in just 30 minutes. Thanks to its Caméléon® smart charger, it adapts to the power available on all public AC charging stations (up to 22 kW) in order to benefit from the optimal recharge time for the station being used. To make your life easier, All-new ZOE displays on its available 7.0" EASY LINK* widescreen all the charging stations available nearby or at your destination, as well as their power.

Recharging has never been so simple.

* Intense models only





Making electric driving a pleasure

If you love driving ZOE, then driving All-new ZOE will be an absolute joy. With its new electric up-to 100 kW (135 hp) R135 electric engine, All-new ZOE offers you an even more spectacular dynamic performance. It can reach top speeds of 140 km/h, and makes overtaking a breeze. Discover a whole new serenity. Using the one-touch control on the gear lever (E-shifter), switch to B mode and activate increased deceleration simply by releasing the accelerator, for a more relaxed driving experience that makes less use of the brake pedal.





Navigate depending on your preferences

Listen to your playlists, browse your favourite applications and make calls safely, thanks to the new EASY LINK multimedia system and its 7.0" widescreen, Android Auto™ or Apple CarPlay compatible display.

Directly connected to TomTom services, on-board navigation offers you a wealth of information in real time: traffic, danger areas, weather, location, availability of charging stations, and more.*

Unsure of your destination address?



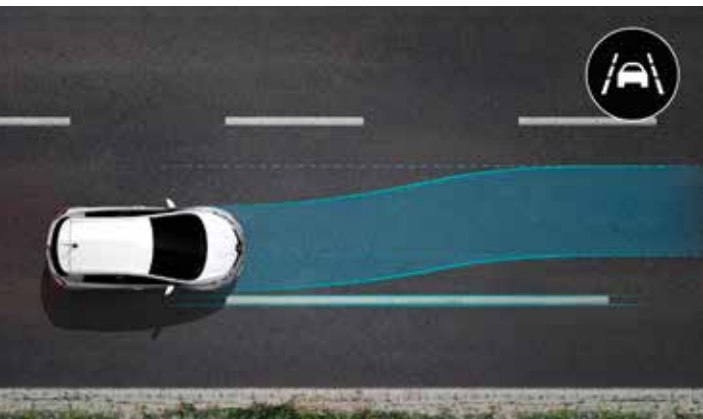
All you need are two or three keywords to find it using Google address search. Simple, fast and smooth, you'll love your new connected mobility.

Android Auto™ is a trademark of Google Inc.

Apple CarPlay is a trademark of Apple Inc.

* Intens models only

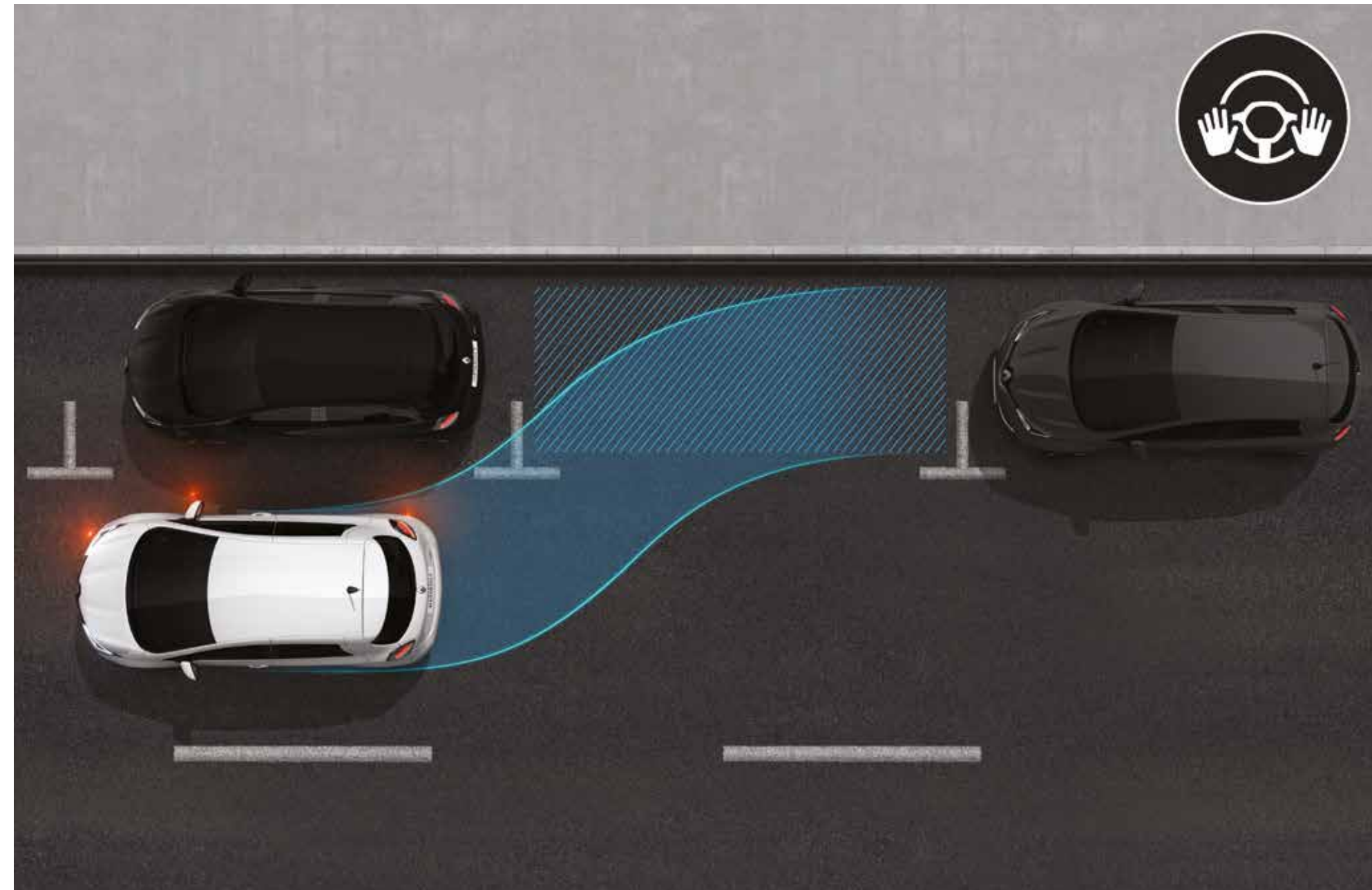




Even simpler, even safer

You are no longer alone at the wheel. You now have the help of driving assistance to optimise manoeuvres and ensure your safety. Complete your best parking jobs without touching the wheel, thanks to the EASY PARK ASSIST system.* On-board cameras identify speed limits for you, and the Speeding alert advises you if you exceed the posted speed limit. All-new ZOE detects any vehicle in or approaching your blind spot* and advises you of its presence via a warning light on your door mirrors. Lane Keeping Assist corrects your trajectory in the event you depart from your lane unexpectedly. All-new ZOE makes your life easier with an ever more technologically advanced driving experience.

* Intens model only





Carlab

Colour palette New ZOE's colours

Ambiances Interior ambiance and upholstery

Hubcaps and wheel rims An assured style

Engines

Equipment and options Full list

Accessories Options that convey a style

Dimensions Volumes and dimensioned drawings

CARLAB Chromo zone



MP: metallic paint. - CO: clearcoat opaque. - Photos not contractually binding.



ZEN

Active and passive safety

- Lane Departure Warning and Lane Keep Assist
- Automatic high-beam/dipped-beam headlight activation
- Road sign recognition - information displayed on the driver's screen
- Front and side driver and passenger airbags
- Hill Start Assist
- Anti-lock Braking System (ABS) with Emergency Brake Assist (EBA)
- Electronic Stability Control (ESC), with Anti-Slip Regulation (ASR) and Understeer Control Logic (CSV)
- Rear side height-adjustable curved headrests
- Central locking and automatic locking of doors when in motion
- 2 seats with Isofix fittings with marking and guides
- Tyre inflation and repair kit
- Tyre pressure monitoring system

- ZOE Voice pedestrian warning beep
- Map pockets on back of passenger seat
- 1/3-2/3 folding rear bench seat
- Rear-view camera
- Front and rear parking sensors

Driving and driving assistance

- Cruise control/speed limiter with steering wheel controls
- 10" customisable driver screen

Comfort and practical solutions

- Manual heating and air-conditioning system
- Driver and passenger electric front and rear windows
- Renault hands-free card
- Heated electric door mirrors
- Height- and reach-adjustable steering wheel
- Glovebox with slow-opening cover
- 1.5L bottle holder in front doors

Audio and multimedia

- 12V outlet on lower dashboard
- EASY LINK 7" - Radio with 7" high-resolution touch screen - Compatible with Android Auto™ and Apple CarPlay™ - 6 speakers, Bluetooth®, 2 USB, 1 AUX port
- Push-to-talk button on steering wheel

Equipment specific to electric

- ECO mode, activated with a specific button
- Fuel-economy gauge, battery gauge and odometer integrated into the instrument panel
- Caméléon™ single- or three-phase adaptive charger from 2 kW to 22 kW
- Type 2 home charging cable
- CCS Combo DC charger (50 kW)

Exterior design

- Full LED headlights with C-shape DRLs
- Rear disc brakes
- Body-coloured door handles
- Chrome-plated grille trim
- Body-coloured door mirrors
- 16" Elective alloy wheels with 16" Continental tyres

Interior design

- Black harmony
- Black fabric dashboard trim
- Dashboard and door inserts in recycled fabric
- Leatherette steering wheel

Options

- Type 2 cable: 6.5 m in length, black
- Metallic paint

*Genuine leather steering wheel. For further information on the materials used, please contact your sales advisor.

Android Auto™ is a trademark of Google Inc.
Apple CarPlay™ is a trademark of Apple Inc.





INTENS (ZEN+)

Active and passive safety

- Front fog lights
- Blind Spot Warning - detection of hazards in blind spots. Warning light on door mirrors
- Speeding alert
- Electrochrome rear-view mirror
- Hands-free parking with front, rear and side sensors and rear-view camera

Comfort

- Automatic climate control with ECO function
- One-touch driver-seat window control
- Electric folding door mirrors
- Manual lumbar settings on driver's seat
- Heated steering wheel
- Heated driver and front passenger seats

- Tinted windows and rear screen
- 16" Elective diamond-cut alloy wheels with 16" Continental tyres

Interior design

- Riviera black leather* and cloth seats
- Black leatherette dashboard and door inserts
- Full-grain leather** steering wheel
- ZOE premium mats

Options

- Metallic paint
- ZOE premium mats

of real leather and coated fabric. For further information on the materials used, please contact your sales advisor.
** Genuine leather steering wheel. For further information on the materials used, please contact your sales advisor.
Android Auto™ is a trademark of Google Inc.
Apple CarPlay™ is a trademark of Apple Inc.

Exterior design

*All leather seats mentioned in this document are a combination



Zen model
Recytex recycled fabric



Intens model
Black leather & cloth*

*All leather seats mentioned in this document are a combination of real leather and coated fabric. For further information on the materials used, please contact your sales advisor.

CARLAB Hubcaps and wheel rims



16" Elective alloy wheel wheels



16" Elective diamond-cut alloy wheels

Motorisations

| | R110 | R135 |
|-----------------|--------|--------|
| Battery type | 52 kWh | 52 kWh |
| Number of seats | 5 | 5 |

DRIVING RANGE AND CONSUMPTION

| | | |
|--|-----|-----|
| Certified WLTP cycle range (km) ⁽¹⁾⁽²⁾ | 395 | 386 |
| Certified combined cycle consumption (kWh/km) | 172 | 177 |
| Wheel size of the certified version ⁽³⁾ | 16" | 16" |

ENGINE

| | | |
|---|------------------------------|------------------------------|
| Electric engine technology | Synchronous with wound rotor | Synchronous with wound rotor |
| Peak power kW EEC (h.p.)/at peak power rating (rpm) | 80 (108)/3,395 to 10,886 | 100 (135)/4,200 to 11,163 |
| Peak torque Nm EEC (Nm)/at peak power rating (rpm) | 225/500 to 3,395 | 245/1,500 to 3,600 |

BATTERY

| | | |
|-------------------------|-------------|-------------|
| Usable capacity (kWh) | 52 | 52 |
| Technology | Lithium-ion | Lithium-ion |
| Total voltage (V) | 400 | 400 |
| Number of modules/cells | 12/192 | 12/192 |
| Battery weight (kg) | 326 | 326 |

CHARGING TIME⁽⁴⁾

| | | |
|--|---|---|
| Charger | Adaptive single- or three-phase charger, AC from 2 kW to 22 kW and DC up to 50 kW | Adaptive single- or three-phase charger, AC from 2 kW to 22 kW and DC up to 50 kW |
| 2.3 kW home socket (single-phase 10A) (0-100%) | 32 h | 32 h |
| 3.7 kW Green'Up/Wallbox socket (single-phase 16A) (0-100%) | 19 h | 19 h |
| 7.4 kW Wallbox (single-phase 32A) (0-100%) | 9h30 | 9h30 |
| 11 kW station (single-phase 16A) (0-100%) | 6 h | 6 h |
| 22kW station (single-phase 32A) (0-100%) | 3 h | 3 h |
| DC 50 kW quick charge (0-80%) | 1h10 | 1h10 |

GEARBOX

| | | |
|-------------------------|--|--|
| Gearbox type | Gearbox with a single gear ratio speed reducer | Gearbox with a single gear ratio speed reducer |
| Number of forward gears | 1 | 1 |

PERFORMANCE

| | | |
|-----------------|------|------|
| Top speed (kph) | 135 | 140 |
| SCx | 0.75 | 0.75 |

STEERING

| | | |
|----------------------------------|----------------|----------------|
| Power | Yes (electric) | Yes (electric) |
| Turning circle between kerbs (m) | 10.56 | 10.56 |
| Number of steering-wheel turns | 2.73 | 2.73 |

WHEELS AND TYRES

| | | |
|---|----------------|--------------------------|
| Standard wheel rims (*) | 16" alloy | 16" diamond-finish alloy |
| Tyre dimensions 16" - Continental tyres | 195/55 R16 91T | 195/55 R16 91T |

BRAKING

| | | |
|--|----------------------|----------------------|
| Front: solid disc (SD), ventilated disc (VD) diam. (mm) | Ventilated disc Ø280 | Ventilated disc Ø280 |
| Rear: drum (D), solid disc (SD), ventilated disc (VD) diam. (mm) | Ventilated disc Ø260 | Ventilated disc Ø260 |

WEIGHT (KG)

| | | |
|--|-----------------------------|-----------------------------|
| Unladen kerb weight | 1,502 | 1,502 |
| Gross train weight (GTW) | 1,988 | 1,988 |
| Gross vehicle weight rating (GVWR) | 1,988 | 1,988 |
| Within the maximum permissible GVWR on front/rear | 1,048/940 | 1,048/940 |
| Payload (PL) (Life model, no options/Zen and Intens models, all options) | 425/474 | 425/486 |
| Max. braked/unbraked trailer weight | Not permitted/Not permitted | Not permitted/Not permitted |

(1) WLTP (Worldwide Harmonized Light Vehicles Test Procedures): this new protocol provides results that are much closer to day-to-day real-life driving conditions than those of the NEDC protocol. (2) For the WLTP certification, the value shown is for the vehicle model that obtained the best score. (3) The size of the wheel rims can affect the vehicle's range. (4) Charging time and recovered driving range depend on temperature, battery wear, the power output of the station, your driving style and your charge level.

CARLAB Equipment and options

| | ZEN | INTENS |
|--|-----|--------|
| ACTIVE AND PASSIVE SAFETY | | |
| 2 Driver airbags + 2 Passenger airbags (single-volume front and side thorax) | . | . |
| Hill Start Assist | . | . |
| Anti-lock Braking System (ABS) with Emergency Brake Assist (EBA) | . | . |
| Electronic Stability Control (ESO), with Anti-Slip Regulation (ASR) and Understeer Control Logic (CSV) | . | . |
| Front fog lights | . | . |
| Automatic headlighting and wipers | . | . |
| Automatic activation of hazard lights in the event of emergency braking | . | . |
| Automatic full central locking when in motion | . | . |
| 2 seats with Isofix fittings with marking and guides | . | . |
| Tyre inflation and repair kit | . | . |
| Tyre pressure monitoring system | . | . |
| DRIVING AND DRIVING ASSISTANCE | | |
| Cruise control/speed limiter with steering wheel controls | . | . |
| 10" customisable colour driver screen | . | . |
| Rear-view camera | . | . |
| Front and rear parking sensors | . | . |
| Hands-free parking with front, rear and side sensors and rear-view camera | - | . |
| Lane Departure Warning and Lane Keep Assist | . | . |
| Blind Spot Warning/detection of hazards in blind spots/warning light on door mirrors | - | . |
| Automatic high-beam/dipped-beam headlight activation | . | . |
| Speeding alert | . | . |
| Electrochrome rear-view mirror (auto dimming day/night), with light and rain sensor | . | . |
| COMFORT | | |
| Manual heating and air-conditioning system | . | - |
| Automatic climate control with ECO function | - | . |
| Heated steering wheel | - | . |
| Driver and passenger electric front windows | . | . |
| One-touch driver-seat window control, electric rear windows | . | . |
| Renault hands-free card | . | . |
| Heated electric door mirrors | . | . |
| Electric folding door mirrors | - | . |
| Heated driver and front passenger seats | - | . |
| Manual lumbar settings on driver's seat | - | . |
| STORAGE AND PRACTICAL SOLUTIONS | | |
| Height- and reach-adjustable steering wheel | . | . |
| Glovebox with slow-opening cover | . | . |
| 1.5L bottle holder in front doors | . | . |
| Map pockets on back of passenger seat | . | . |
| 1/3-2/3 folding rear bench seat | . | . |

| | ZEN | INTENS |
|--|--------------|--------------|
| AUDIO AND MULTIMEDIA | | |
| EASY LINK 7" - Radio with 7" high resolution touch screen - Compatible with Android Auto™ and Apple CarPlay™ - 6 speakers, Bluetooth*, 2 USB, 1 AUX port | . | . |
| Satellite navigation | - | . |
| Digital radio reception (DAB+ and traditional FM/AM) | . | . |
| Push-to-talk button on steering wheel | . | . |
| 12V outlet on lower dashboard | . | . |
| EQUIPMENT SPECIFIC TO ELECTRIC | | |
| ECO mode, activated with a specific button | . | . |
| Fuel-economy gauge, battery gauge and odometer integrated into the instrument panel | . | . |
| Charging and air conditioning set through the EASY LINK multimedia system | . | . |
| Caméléon™ adaptive single- or three-phase charger from 2 kW to 22 kW | . | . |
| CCS Combo DC charger (50 kW) | . | . |
| Type 2 home charging cable | . | . |
| Type 2 cable: 6.5 m in length, black | ⌘ | ⌘ |
| Cable storage space under the false floor in the boot | as accessory | as accessory |
| EXTERIOR DESIGN | | |
| Full LED headlights with C-shape DRLs | . | . |
| Grille trim: chrome | . | . |
| Tinted windows and rear screen | - | . |
| 16" Elective alloy wheels with 16" Michelin Primacy 4-E tyres | . | - |
| 16" Elective black diamond-cut alloy wheels with 16" Michelin Primacy 4-E tyres | - | . |
| Rear disc brakes | . | . |
| Metallic paint | ⌘ | ⌘ |
| Body-coloured door handles | . | . |
| Body-coloured door mirrors | . | . |
| INTERIOR DESIGN | | |
| Black harmony | . | . |
| Leather gear lever ⁽¹⁾ | . | . |
| Mid-grey fabric seats (Zen spirit) | . | - |
| Riviera black leather & cloth seats | - | . |
| Recytex recycled fabric dashboard and door inserts | . | . |
| Black leatherette dashboard and door inserts | - | . |
| Full-grain leather steering wheel ⁽¹⁾ | . | . |
| ZOE premium mats | ⌘ | ⌘ |

* = Standard. ⌘ = Optional. - = Not available. (1) Genuine leather gear lever knobs and steering wheels. For further information on the materials used, please contact your sales advisor. (2) All leather seats mentioned in this document are a combination of real leather and coated fabric. For further information on the materials used, please contact your sales advisor. Android Auto™ is a trademark of Google Inc. Apple CarPlay™ is a trademark of Apple Inc.

CARLAB Charging



Charge New ZOE at home

Charging an electric vehicle at home requires specific equipment, installed by a qualified electrician, to guarantee compliance and safe charging. Several options are available, so you can choose which best suits your needs.

1. The Flexi Charger allows you to top up the charge using a standard domestic wall socket(2) that complies with current standards and regulations, should you need to extend your driving range and there are no public charging points available. For example, if you are visiting friends, you can regain 30 kilometers of driving range in around 3 hours.

2. For faster charging, we recommend the 7.4kW Wallbox(3), which provides a full charge in 9 hours 25 mins. It must be fitted by an authorised technician. For outdoor installation, opt for the waterproof version of the Wallbox.



Charge New ZOE using outdoor charging points

3. The New Zealand charging network already has over 400 charging locations; it is possible to use these to perform accelerated charging, i.e. up to 22 kW to regain 67 kilometers of driving range in 30 minutes (see terms and conditions in the dealership).

Furthermore, charging points are becoming gradually more commonplace: in shopping-centre car parks, public car parks, at motorway services, in company car parks, and, of course, on our city streets.

(1) Depending on the battery and charging equipment. (2) Top-up charging using the Flexi Charger on a standard socket depends on the quality and compliance of the electrical installation. This should be verified by a qualified professional. (3) The Wallbox and its installer must be certified and approved by Renault (Partenaire agréé par Renault) (version 1.2 or later) to ensure charging complies with the specific characteristics of New ZOE and of the electrical installation. 'Partenaire agréé par Renault' (Partner approved by Renault) is a registered trademark of Renault.

Your purchase includes the battery

As you own the battery, you can take full advantage of your ZOE.

Guaranteed performance

The battery in your Renault electric vehicle is guaranteed for 8 years or 160,000km with a minimum capacity of 70%.

You will receive free assistance in the event of battery failure during the warranty period.

Easy to sell on

Your vehicle is easy to sell on: the entire vehicle, including the battery.



Driving range

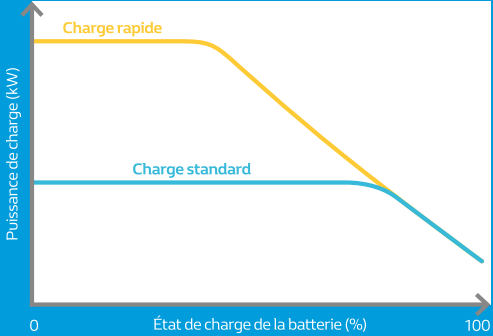
New ZOE has a driving range of up to 395 kilometers WLTP*. The WLTP certification protocol provides consumption and driving range measurements that are very close to those observed in real-world conditions. Like the fuel consumption of an internal combustion engine vehicle, the driving range of New ZOE is affected by several variables, primarily: the elevation difference of the roads taken, speed, use of heating and air conditioning, and driving style.

Like any electric vehicle, you will notice a variation of your driving range depending on weather conditions. Colder weather for example will reduce your driving range. This is why we provide you with the means to monitor your driving range using the new dashboard instruments, especially the fuel-economy gauge, which shows your energy consumption in real time.

Furthermore, the certified driving range varies in accordance with the version and equipment of the vehicle.

* WLTP combined cycle (Worldwide harmonised Light vehicle Test Procedure). This procedure provides results close to day-to-day real-life driving conditions. Certification undertaken for Europe. Certification of the versions sold in other countries may differ.

Charge



When you plug in your New ZOE to charge it, charging power (in kW) is at its peak when the battery is fully or almost fully run down. Charging speed gradually decreases when the battery's charge level approaches 100%. The charging power that you see also depends on the charging point's power output, the temperature and battery wear.



1.

1. Two-tier floor for cable storage

Fully integrated to fit the boot, it offers several compartments with sufficient space to store 2 charging cables.

A compartment has been specially designed to protect the BOSE® subwoofer.

No more cable clutter and no more mess in the boot. Lift the bottom of your boot for easier access to the items inside.

The removable floor is hinged and includes a handle for easy access to its contents.

It also enables you to organise small objects (i.e.: safety kit) if it contains only one cable or if there is no Bose® subwoofer.

2. Front armrest

Improves driving comfort and provides an additional storage space.

Space for storing small items (trolley tokens, coins).

Available in three finishes: black fabric, black leatherette Recytex fabric.

3. Home charging station + Charging cable

This station makes it possible for you to charge your vehicle up to six times faster than a conventional socket. Charge your vehicle faster than your infrastructure would otherwise allow, without overloading it.

It manages peak and off-peak times, can be controlled remotely, and allows you to monitor your power consumption in real time.

This cable is required to recharge the electric vehicle on home charging stations or public infrastructure.

4. Illuminated door sills

Elegance and modernity every time you open a door. White time-delayed lighting on your sills draws attention during the day and at night. Their aluminium finish with the Renault logo also protects your vehicle's doors. Sold in pairs.



2.



3.



4.

CARLAB Accessories



1. Multi-purpose storage bag - Recycled fabric.
Multi-purpose bag made out of recycled fabric. Use it to store your cables, shopping or anything else to keep your boot tidy.



2. Premium textile floor mats.
Top-of-the-range mat with stylish finish. Fully protects the vehicle floor.
Custom made for the vehicle, easily attached using the two fastening clips, without interfering with the pedals. Easy to maintain.

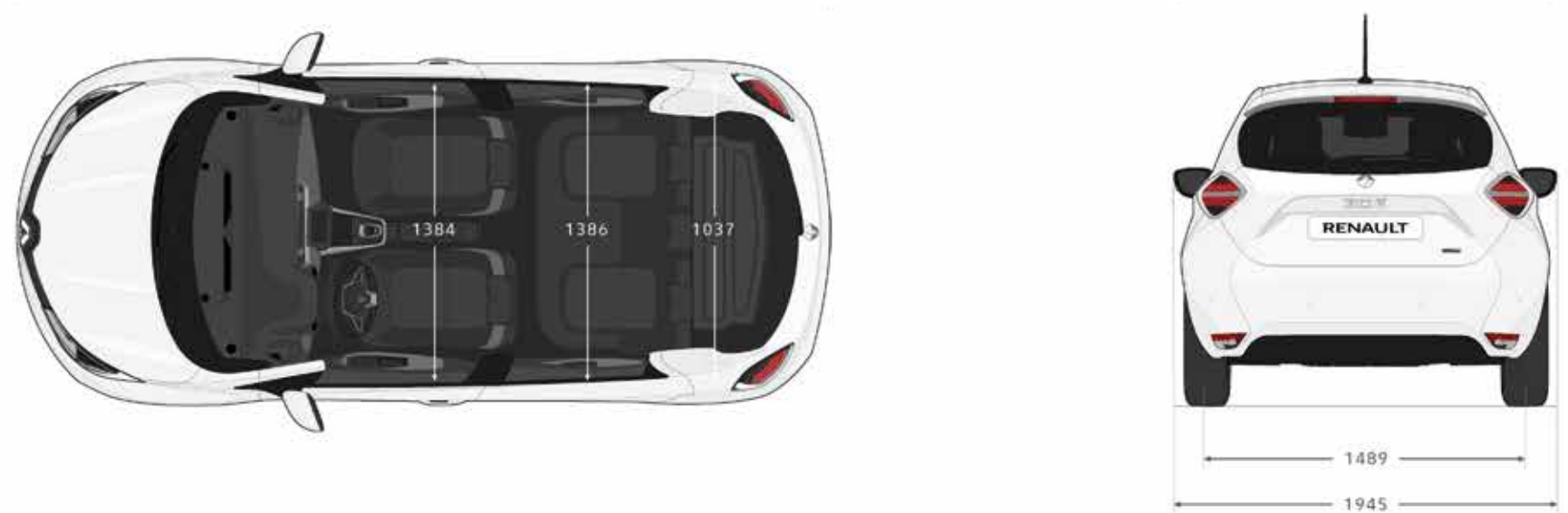
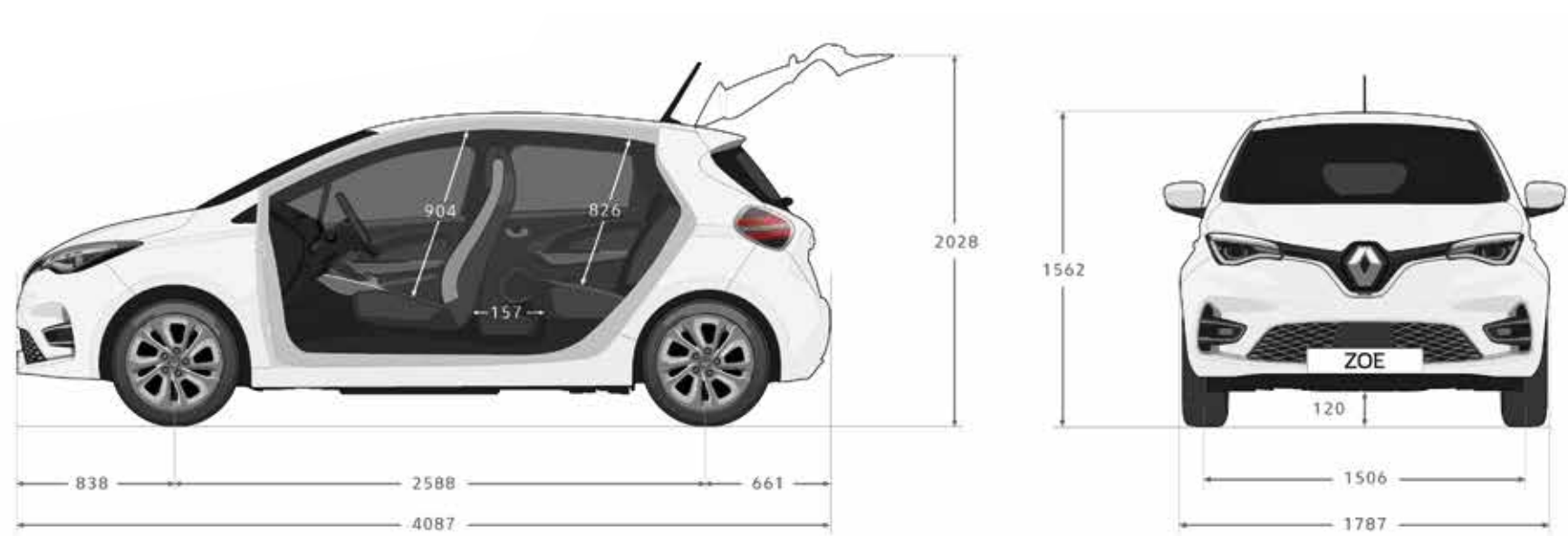


3. Stainless steel boot sill.
Cover and protect the rear bumper with this attractive and customised accessory. Chrome-plated, it adds a stylish touch to the rear of your vehicle.



4. Bodywork protection film - Full pack.
Protect the bodywork of your vehicle effectively against damage from minor impacts, scratches and repeated rubbing.
Ingenious and highly resistant, this transparent film is easy to apply around bumpers, door edges and door and boot sills. Such a useful solution for day-to-day city driving - try it and you won't look back!

Dimensions (mm)





Continue the Renault ZOE experience
at **www.renault.co.nz**

Every precaution was taken to ensure this publication was accurate and up-to-date when printed. This document is based on pre-production and prototype models. In line with its policy of continuous product improvement, Renault reserves the right to modify the specifications, vehicles and accessories described and featured at any time. Any such changes are communicated to Renault dealers as quickly as possible. Depending on the country of sale, some versions may differ and some equipment may be unavailable (as standard, as an option or as an accessory). Please contact your nearest dealer for the latest information. For technical printing reasons, the colours featured in this document may differ slightly from those of the actual paintwork or interior trim. All rights reserved. Reproduction in any format and by any means of all or part of this publication is prohibited without prior written authorisation from Renault.