




# Exterior colours




**Creamy white**  
(YAC)




**Graphite gray metallic**  
(P7V)




**Moonlight blue pearl**  
(UB7)



**Dynamic yellow**  
(NFA)



**Abyss black pearl**  
(A2B)



**Shimmering silver metallic**  
(R2T)



**Spacious cargo area**  
STARIA's cargo space is impressive and highly flexible: load your cargo quickly and easily through the 870mm-wide sliding door or through the tailgate.

The above image shows 1,200X800mm Euro pallets.

# Specifications



Overall Length  
Wheel Base

5,253  
3,273



Overall Width  
Wheel Tread\*

1,997  
1,721



Wheel Tread\*

1,732

Unit : mm 17" wheel (front/rear) : 1,732/1,743

Type		STARIA & STARIA LOAD	
		2.2 CRDi Diesel	
Engine type		Inline 4-Cylinder	
Displacement (cc)		2,199	
Max. Power (kW / rpm)		130 / 3,800	
Max. Torque (Nm / rpm)		430 / 1,500~2,500	
Transmission		8-speed A/T / 6-speed M/T	
Drive system		2WD	
Suspension			
Front		MacPherson struts	
Rear		Leaf spring (Staria Load)	
Tire		215/65 R17	
Dimensions		STARIA LOAD 2 SEATER	STARIA LOAD 5 SEATER
Head Room (mm)	1st row / 2nd row	1,064	1,064 / 1,087
Leg Room (mm)	1st row / 2nd row	1,027	1,027 / 1,025
Shoulder Room (mm)	1st row / 2nd row	1,831	1,831 / 1,789

- The above values are results from internal testing and are subject to change after validation.
- Some of the equipment illustrated or described in this catalog may not be supplied as standard equipment and may be available at extra cost.
- Hyundai New Zealand reserves the right to change specifications and equipment without prior notice.
- The colour plates shown may vary slightly from the actual colors due to the limitations of the printing process.
- Please consult your dealer for full information and availability on colours and trims.





# Specifications

CAR TYPE: STARIA LOAD		2.2 Diesel	
Variant	Staria Load Manual	Staria Load Automatic	Staria Load Automatic 5-seater
ENGINE:		2.2 litre 16 valve twin overhead cam with common rail direct injection and variable geometry turbocharger	
Fuel system	Common Rail Direct Injection (CRDi)		
Displacement (CC)	2,199		
Maximum power (kW/rpm)	130 kW / 3,800 rpm		
Maximum torque (Nm/rpm)	430 Nm / 1,500-2,500 rpm		
TRANSMISSION:			
Transmission Type	6-speed manual	8-speed automatic with sportshift	
CHASSIS:			
Drive system	Front wheel drive		
Front suspension	MacPherson strut suspension with coil springs, gas-filled shock absorbers and anti-roll stabiliser bar		
Rear suspension	Leaf spring suspension and gas-filled shock absorbers		
Drive mode system	Normal, Eco, Sport & Smart modes		
WHEELS AND BRAKING SYSTEM:			
Wheels	17" Steel	17" Steel	17" Steel
Tyre	215 / 65 R17	215 / 65 R17	215 / 65 R17
Full size steel spare wheel & tyre	•	•	•
Tyre Pressure Monitoring System (TPMS)	•	•	•
Braking system	Power assisted braking system with ventilated front disc and solid rear disc brakes with ABS, EBD and BAS		
Electronic Parking Brake (EPB)	-	•	•
STEERING:			
Type	Motor Driven Power Steering (MDPS)		
Steering column	Tilt & telescopic adjustment		
Minimum turning radius (m) - kerb to kerb	5.9		
Energy absorbing collapsible steering column	•	•	•
SAFETY FEATURES:			
ABS braking with Electronic Brake-Force Distribution (EBD)	•	•	•
Brake Assist System (BAS)	•	•	•
Electronic Stability Control (ESC)	•	•	•
Traction Control System (TCS)	•	•	•
Vehicle Stability Management (VSM)	•	•	•
Forward Collision Avoidance (FCA)	•	•	•
Forward Collision Avoidance-Junction Assist (FCA-JX)	•	•	•
Lane Keeping Assist (LKA)	•	•	•
Lane Following Assist (LFA)	•	•	•
Smart Cruise Control (SCC) with stop & go	-	•	•
Driver Attention Warning (DAW)	•	•	•
7 Airbags (Dual Front, Side, Curtain & Front Centre Airbag)	•	•	•
Front seatbelt pretensioners and load limiters	•	•	•
Height adjustable seatbelts	•	•	•
3-point lap diagonal (ELR) seatbelts	•	-	•
Automatic dusk sensing headlights	•	•	•
Rear park assist system	•	•	•
Reversing camera	•	•	•
First aid kit	•	•	•
EXTERIOR FEATURES:			
Manual sliding side doors	•	•	•
Electrically adjustable side mirrors	•	•	•
Heated side mirrors	•	•	•
Halogen Daytime Running Lights (DRL)	•	•	•
High mounted LED stop light	•	•	•
INTERIOR FEATURES:			
Cloth interior trim	•	•	•
Driver seat 6-way manual adjustment	•	•	•
Power windows	•	•	•
Wireless smart phone charging ***	•	•	•

CAR TYPE: STARIA LOAD		2.2 Diesel	
Variant	Staria Load Manual	Staria Load Automatic	Staria Load Automatic 5-seater
SECURITY:			
Keyless entry with anti-theft alarm	•	•	•
Engine immobiliser	•	•	•
Hyundai Active Locking Operation (HALO) including speed sensing auto door locking	•	•	•
COMFORT AND CONVENIENCE:			
8" touch screen audio system with radio, MP3 functionality	•	•	-
Apple CarPlay/Android Auto compatibility	•	•	•
2 speakers and 2 tweeters	•	•	•
Bluetooth voice recognition handsfree phone system	•	•	•
Steering wheel mounted audio and cruise controls	•	•	•
Cruise control system	Conventional	Smart radar	Smart radar
Manual air-conditioning with pollen filter	•	•	•
Trip computer including distance to empty, average fuel consumption, average speed and outside temperature display	•	•	•
4.2" Colour TFT driver information display	•	•	•
Vanity mirrors in driver and front passenger sunvisors	•	•	•
2 x USB inputs	•	•	•
WEIGHTS AND CAPACITIES:			
Fuel tank capacity (litres)	75	75	75
Boot capacity (VDA litres) - 3rd row down	4,935	4,935	2,890
Kerb weight (kg) lightest / heaviest	1,913 / 1,982	1,938 / 2,002	2,020 / 2,076
Towing capacity - braked (kg)	2,500	2,500	2,500
Towing capacity - unbraked (kg)	750	750	750
EXTERIOR DIMENSIONS:			
Wheelbase (mm)	3,273	3,273	3,273
Overall length (mm)	5,253	5,253	5,253
Overall width (mm)	1,997	1,997	1,997
Overall height (mm)	1,990	1,990	1,990
Wheel track - front / rear (mm)	1,732 / 1,743	1,732 / 1,743	1,721 / 1,732
Overhang - front / rear (mm)	910 / 1,070	910 / 1,070	910 / 1,070
Minimum ground clearance (mm)	186	186	186
CARGO AREA DIMENSIONS:			
Internal length (mm) top/bottom	2,607 / 2,500	2,607 / 2,500	1,705 / 1,705
Internal width (mm)	1,640	1,640	1,640
Internal height (mm)	1,436	1,436	1,436
SUSTAINABILITY:			
Combined fuel economy (litres / 100km)*	7.1	7.0	7.0
CO2 Emissions (g/km)	187	183	183
WARRANTIES:			
10 year / 200,000 km anti perforation corrosion body warranty	•	•	•
3 year / 100,000 km mechanical warranty	•	•	•
3 year / 100,000 km roadside assistance package	•	•	•
•: Standard    -: Not Available			

Specifications, features, equipment and colours shown in this brochure are subject to change without notice or obligation. \*Fuel consumption figures are based on ADR 81/02 tests and factory information. These figures are provided to assist you in comparing the fuel consumption of the Staria Load range with other vehicles. The actual fuel consumption will depend on many factors, including your driving habits, the prevailing conditions and your vehicle's equipment, condition and use. \*\*Finishes specified as leather contain a combination of genuine leather, polyurethane leather (leather substitute) and man-made materials. \*\*\* Compatible Smartphones only

# The space to grow your business

Impressively spacious and equipped with flexible design features like twin swing doors that speed up loading and unloading, the STARIA Load is the ideal partner for tradesmen and pro drivers who demand maximum efficiency. With its 2.5m-long cargo bed, the 2-seater van always seems to be hungry for more cargo. And to ensure you are equipped with the perfect tool for the job, there is a choice of seating and body style configurations.

