

Tucson

Series II



100% Kiwi owned

The Hyundai brand has grown rapidly into a global automotive powerhouse. But first and foremost, we are a local business. Hyundai New Zealand is 100% Kiwi owned and all our Hyundai dealers are 100% NZ operated. This means we are a New Zealand company helping New Zealanders grow.



Tucson Limited in Champion Blue shown on left
Tucson AWD Elite in Platinum Silver shown on right

That's new.

It's evolved into an even more impressive medium-sized SUV with new features that set it apart from the crowd. Here at Hyundai, we seek constant improvement, and the Tucson Series II is an example of perfection, improved.

Tucson Limited in Champion Blue shown

Entry.

| ENTRY KEY SPECIFICATIONS |
|---|
| ENGINE AND TRANSMISSION |
| 2.0L MPI (Petrol) 2WD – 6-speed automatic |
| 1.6L GDi Turbo (Petrol) AWD - 7-speed dual clutch |
| 2.0L CRDi (Diesel) AWD – 8-speed automatic |
| SAFETY |
| 6 airbags |
| Reversing camera |
| Front & rear parking sensors |
| Electronic Stability Control (ESC) including: |
| Anti-lock Braking System (ABS) |
| Brake Assist System (BAS) |
| Downhill Brake Control (DBC) |
| Electronic Brakeforce Distribution (EBD) |
| Hill-start Assist Control (HAC) |
| Traction Control System (TCS) |
| Vehicle Stability Management (VSM) |
| INTERIOR AND TECHNOLOGY |
| One touch flat folding seats – 2nd row |
| Rear seat split folding – 60:40 (2nd row) |
| 2nd row USB input |
| Leather appointed ³ steering wheel & gear knob |
| Cargo blind |
| Manual air-conditioning |
| ISOFIX child restraint anchors (rear outboard seats) – 2nd row |
| Drive modes – Normal & Sport |
| 7" touchscreen display with Apple CarPlay™ ² and Android Auto® compatibility |
| Bluetooth® ⁴ (phone & audio streaming) with voice recognition |
| 3.5" TFT LCD with trip computer & digital speedometer |
| Steering wheel mounted phone & audio controls |
| EXTERIOR AND TECHNOLOGY |
| 17" alloy wheels |
| LED Daytime Running Lights |
| Front fog lights |
| Roof rails |
| Heated side mirrors |

1. **Hyundai SmartSense™** is a registered trademark of Hyundai Motor Company. Safety features are not a substitute for attentive driving.

2. **Apple CarPlay™** functionality requires software update. Apple CarPlay™ requires iPhone 5® or subsequent model (lightning cable) in order to operate. Apple® and iPhone® are registered trademarks of Apple Inc. **Android™ Auto** requires a device with Android 5.0 operating system or subsequent version, and USB cable in order to operate. Android is a trademark of Google Inc.

3. **Leather appointed** may contain elements of genuine leather, polyurethane leather (leather substitute) or man-made materials, or a combination thereof.

4. **Bluetooth®** is a registered trademark of Bluetooth SIG, Inc. Please check your Bluetooth® device's capabilities to ensure compatibility.

5. **Wireless smartphone charger** requires a Qi-enabled smartphone or adaptor to operate.



17" alloy wheels



7" touchscreen and Apple CarPlay™ or Android Auto®



Rear USB charging port



LED Daytime Running Lights (DRL's)

Elite.

| ELITE KEY SPECIFICATIONS ABOVE ENTRY |
|---|
| ENGINE AND TRANSMISSION |
| 2.0L MPI (Petrol) 2WD – 6-speed automatic |
| 1.6L GDi Turbo (Petrol) AWD - 7-speed dual clutch |
| 2.0L CRDi (Diesel) AWD – 8-speed automatic |
| SAFETY |
| Tyre Pressure Monitoring System (TPMS) |
| Hyundai SmartSense™ ¹ including: |
| Blind-Spot Collision Warning (BCW) |
| Rear Cross-Traffic Collision Warning (RCW) |
| Lane Keeping Assist (LKA) |
| Lane Departure Warning System (LDWS) |
| AWD models only: |
| Forward Collision-Avoidance Assist (FCA) - Car & Pedestrian |
| Smart Cruise Control (SCC) with Stop & Go |
| INTERIOR AND TECHNOLOGY |
| Leather appointed ³ seats |
| Heated front seats |
| Heated rear outboard seats |
| Dual zone climate control air-conditioning |
| 2nd row manual air vent controls |
| Smart key with push button start |
| Electronic Parking Brake (EPB) |
| Rain sensing wipers |
| Electronic driver and passenger's seat |
| 4.2" supervision cluster with trip computer & digital speedometer |
| EXTERIOR AND TECHNOLOGY |
| 19" alloy wheels |
| Chrome radiator grille |
| Rear privacy glass |
| Electronic folding side mirrors |



19" alloy wheels



Blind-Spot Collision Warning (BCW)



Smart proximity key



Dual zone climate air conditioning

Limited.

| LIMITED KEY SPECIFICATIONS ABOVE ELITE |
|---|
| ENGINE AND TRANSMISSION |
| 1.6L GDi Turbo (Petrol) AWD - 7-speed dual clutch |
| 2.0L CRDi (Diesel) AWD – 8-speed automatic |
| SAFETY |
| Hyundai SmartSense™ ¹ including: |
| High Beam Assist (HBA) |
| Surround View Monitor (SVM) |
| INTERIOR AND TECHNOLOGY |
| 8" touchscreen with satellite navigation |
| Infinity® Premium audio |
| Panoramic glass sunroof |
| Air ventilated front seats |
| Heated steering wheel |
| Wireless smartphone charger ⁵ |
| LED interior lighting |
| EXTERIOR AND TECHNOLOGY |
| LED headlights |
| LED taillights |
| Smart power tailgate |



Smart power tailgate



Panoramic glass sunroof



LED headlights



Surround View Monitor (SVM)

Exterior design that says you are here.

Make your presence known and don't be shy about it. The new Tucson's refreshed look immediately stands out from the crowd, from its redesigned headlamps and radiator grille to its dynamic wheel designs, rear tail lights and bumper, you'll be sure to make an entrance.



Tucson Limited in Platinum Silver shown



Tucson Limited in Champion Blue shown



Tucson Limited in Champion Blue shown

The new Tucson's LED head lights* and Low Beam Assist-Static lights, together with LED rear tail lights* with improved visibility, offer not only a new look, but better visibility and safety. Add to this a fresh new colour range and the new Tucson is a show stopper no matter what the situation.



Limited model

Full LED head lights



Limited model

LED rear tail lights

*Only available on Limited models



Tucson Limited interior shown



Tucson Limited interior shown

Thoughtful interior features that let you focus.

Buckle up and get comfortable. The driver's seat in Tucson has a hassle-free line up of the most essential, cutting edge technologies that let you stay focused on the task at hand. Tucson's roomy interior is also big enough to accommodate all the tools you need to keep you and your passengers refreshed for the adventure ahead.

Leather trim** and other high-grade materials have been applied to the new Tucson's redesigned front panel. This exudes a more modern and sophisticated look and feel, while the Touchscreen Audio System makes information more intuitive and easily accessible.



Limited Model

Surround View Monitor



Touchscreen audio system



Elite & Limited Models

Leather trim** (Artificial Leather)




Tucson Limited interior shown

**Finishes specified as leather contain a combination of genuine leather, polyurethane leather (leather substitute) and man-made materials.

Your adventure in ultimate comfort.

Tucson's 10-way adjustable power driver's seat* will provide all the comfort you need while you work hard and play even harder. Adjust your seat while enjoying Tucson's advanced convenience features such as Apple CarPlay™or Android Auto® for seamless integration with your compatible smartphone. No matter what you throw at the Tucson Series II, it will take the challenge in its stride with a range of new luxury and convenience features.



Limited model

Wireless Smartphone Charging System



Elite & Limited models

Driver 10-way Power Seat & Passenger 8-way Power Seat



Smartphone connectivity (Apple CarPlay™ or Android Auto®)



Including luggage screen



Rear seats folded 40%



Rear seats folded 60%



Rear seats folded



Tucson Limited in Champion Blue shown

*Elite & Limited models only



Tucson Limited in Champion Blue shown



Tucson Limited in Champion Blue shown

1.6 T-GDi Petrol Engine

130 Maximum Power
kW/5,500 rpm

265 Maximum Torque
Nm/1,500~4,500 rpm

•7-speed Double Clutch Transmission



7-speed Double Clutch Transmission (DCT)

2.0 MPi Petrol Engine

114 Maximum Power
kW/6,200 rpm

192 Maximum Torque
Nm/4,000 rpm

•6-speed Automatic Transmission



8-speed Auto Transmission

2.0 CRDi Diesel Engine

136 Maximum Power
kW/4,000 rpm

400 Maximum Torque
Nm/1,750~2,750 rpm

•8-speed Automatic Transmission

Power, efficiency & refinement.

Tucson's petrol and diesel engines are matched with high-performance transmissions for maximised fuel efficiency and durability. Tucson's responsive and powerful driving characteristics will give you the extra boost you need to complete your adventure.



Tucson AWD Elite in Platinum Silver shown

Be as daring as you want - you're safe with Tucson.

The advanced driving technologies applied to the new Tucson are based on rigorous safety measures you can always rely on.



HTRAC™ All-Wheel Drive

HTRAC™ is an electronic All-Wheel Drive system that automatically detects vehicle's speed and road conditions to control braking between the left and right wheels. It applies active torque control between the front and rear axles, in order to ensure stability while driving and cornering on slippery roads.



Drive mode
A button on the center console conveniently offers a choice of driving modes – Normal or Sport – to match the driver's mood and driving conditions.




6-airbag system
A driver's airbag, passenger's airbag, 2-side airbags, and curtain airbags protect passengers in the event of a collision.



Advanced High Strength Steel (AHSS)
By increasing use of Advanced High Strength Steel (AHSS) to 51% of the body and hot stamping the passenger compartment, Tucson offers greater sturdiness and safety. Straightened body connections and installation of load paths improve the vehicle's performance in collision tests, ensuring greater safety in real life situations.

Hyundai SmartSense™

With Hyundai SmartSense™, our cutting-edge Advanced Driver Assistance Systems, the Tucson comes with the latest active safety technology – built to provide you with more safety and peace of mind.



Rear Cross-Traffic Collision Warning (RCCW)

RCCW helps to prevent collisions while backing out from perpendicular parking spaces by detecting and alerting the driver about cross-traffic vehicles passing the rear of the vehicle using side radars installed in the back.

Smart Cruise Control with Stop & Go (SCC w / S&G)

This system will maintain the driver's pre-set speed and distance from the vehicle ahead without requiring the driver to use the accelerator or brake pedals.

Blind-Spot Collision Warning (BCW)

BCW provides visual and audible warnings when there is an object in a blind spot while changing lanes.



Parking Distance Warning (PDW)

Sensors in the front and rear bumpers detect and warn the driver about imminent obstacles for safe parking.

Reversing camera with parking guidance

Guidelines on the monitor screen show the expected vehicle trajectory based on the steering wheel position to assist parking on reverse.



Driver Attention Warning (DAW)

This system recognises signs of driver's fatigue and issues an alert advising the driver to take a break.

Features



Panoramic sunroof
(Limited model)



LED Daytime Running Lights (DRL's)



Electronic Chromatic Mirror (ECM)
(Elite & Limited models)




Heated steering wheel
(Limited model)



4.2" TFT LCD supervision cluster
(Elite & Limited models)



Chrome-coated beltline
(Elite & Limited models)



LED outside mirror indicators
(Elite & Limited models)



Electric Parking Brake (EPB)
(Elite & Limited models)



Touchscreen audio system
(7" in Entry & Elite models)
(8" in Limited model)



Dual zone climate air-conditioning
(Elite & Limited models)



Chrome-coated outdoor handles
(Elite & Limited models)



Power windows



Side garnish
(AWD Elite & Limited models)



Rear air ventilation system
(Elite & Limited models)



Heated front & rear seats
(Elite & Limited models)
Vented front seats
(Limited model)



Reclining rear seats



Smart tailgate system
(Limited model)



LED high-mounted stop light



Dual tailpipes
(AWD Elite & Limited models)



Rear console USB charger



17" alloy wheels
(Entry model)

19" alloy wheels
(Elite & Limited models)


Accessories




Roof rack kit



Custom towbar



Moulded side steps



Black side steps



Bonnet protector



Style visors

Roof rack kit

To top things off, the Tucson sports an amazingly versatile roof rack. This roof rack range includes optional kits that clip on so you can safely carry everything from bikes, kayaks, snowboards and skis to small, medium or large roof boxes.

Moulded side steps

Side steps not only add greater safety and accessibility when getting in and out of your Tucson, but their smooth lines and integrated design add an extra level of class.

Bonnet protector

For extra protection, a smart, modern and transparent bonnet protector ensures your bonnet remains stone chip-free. Available in Clear or Dark Tint.

Custom towbar

For those who wish to tow a trailer, a robust compact towbar can be custom-fitted to your Tucson. For added convenience the towbar is also detachable and can be easily stowed when not in use.

Black side steps

Side steps not only add greater safety and accessibility when getting in and out of your Tucson, but their smooth lines and integrated design add an extra level of class.

Style visors

A transparent set of four style visors can be individually fitted to each door of the Tucson, and enables the window to remain open in all weather conditions.



Tucson AWD Elite in Champion Blue shown with optional accessories



Cargo liner



Custom mat set

Cargo liner

Protect the luggage area from wear and tear when loading and unloading luggage from the boot. The high lip around the edge of the cargo liner also helps to contain spills.

Custom mat set

Protect carpets from wear and tear and provide a smart finish to the interior. There are also rubber all weather versions available for those that require an easy to clean version.

Alloy wheel options



Asanti ABL 13

Asanti ABL 12

BGW Pursuit

Advanti Dortmund

Advanti N717

Niche Misano

Hyundai's commitment to you

Our promise

We understand your decision to purchase one of our vehicles is not being made lightly and we thank you for putting Hyundai on your list. We know that by the time you decide which vehicle you want to purchase, you'll have had a good look at what's on offer in the market, and carefully weighed up the pros and cons of each. We hope you make the right decision for yourself. If you do decide to choose Hyundai, that won't be the end, it'll just be the start. Our goal is to live up to the confidence you've shown in us, by giving you the best customer service experience in New Zealand.

We call this the Hyundai Ownership Experience – which is a slightly corporate way of saying “we promise to look after you”.

The Hyundai Ownership Experience will actually start before you even have the keys in your hand, as your Hyundai dealer takes you through the things you need to know to get the most out of your new vehicle.



Personal handover

When you come in to pick up your new Hyundai, your dealer will take you through it from bumper to bumper. They'll show you where everything is and how everything works. They'll make sure you're across all those little things most people forget to ask about, like:

- » How to set up your mobile phone to work with Bluetooth
- » Where the tool kit and spare tyre are
- » How to connect and use your Apple Carplay™ or Android Auto®.
- » Where to find the first aid kit

They'll also check there's either a full tank of fuel or it's fully charged, that the vehicle is spotless inside and out, and that any accessories you specified are fitted just so.

This is also our opportunity to introduce you to the service team, who'll be looking after you in the years to come.

“THE DEALER EXPLAINED THE TUCSON TO ME AND WAS PATIENT WHEN WE HAD QUESTIONS.”

— GARY COCKRAM HYUNDAI CUSTOMER FROM CHRISTCHURCH

Meet the rest of the family

There's a good reason why your dealer will introduce you to the rest of the family. They're the people entrusted to be hands-on through your Hyundai Ownership Experience – the team who'll look after you and your vehicle when you come in for scheduled servicing.

There's no charge for the first service, and it happens after the first month on the road. Then it happens every 10,000 / 15,000 km*.

It's always good to be able to put a face to a name. And knowing them means you can call personally to discuss any concerns. Our people are experts at what they do and keen to show you how good they are. It's a pride thing and we encourage it.

A superb warranty and Roadside Assistance

Every new Hyundai is protected by our 3 year / 100,000 km factory warranty. In a nutshell, if there's any manufacturing issues, we'll fix them. But there's more.

Hyundai Roadside Assistance is included as part of our new vehicle warranty. It means if you should have an accident, puncture a tyre or run out of fuel anywhere in New Zealand, we'll send someone to get you up and running again – 24 hours a day, 365 days a year.

Extending your warranty beyond the factory period can make your ownership experience better yet. It's certainly worth considering. Our extended warranties can later be on-sold with the vehicle, something sure to increase its eventual resale value.



Servicing from trained Hyundai experts

Regular scheduled servicing within our network has real benefits.

Our specialist technicians use Hyundai diagnostic equipment to spot things that may be missed by the untrained eye.

We use genuine Hyundai parts, of course. These parts are built and tested to be specifically correct for your vehicle and are covered by a 1 year / 20,000 km warranty.

Your safety and the safety of your passengers are our number one priority. We can't vouch for the safety or performance of non-Hyundai parts. They only have to be slightly off or incorrectly installed and the integrity of your vehicle will be compromised.

If the cost of servicing is a concern for you, committing to a pre-paid service contract from day one will cost you less in the long run. You can sign up for these to cover your servicing needs for every service interval, which is every 10,000 / 15,000 km* or yearly (whichever happens first). You can do this for as many years as you want, and they're available for any Hyundai, no matter how old.



*Servicing for petrol turbo models is every 10,000 km or 12 months (whichever occurs first)

Insurance

Our insurance offering is part of Hyundai's commitment to improving your ownership experience.

Hyundai Insurance offers several exclusive benefits not available with other motor vehicle policies. For example, if your Hyundai is still in factory warranty, was purchased from a Hyundai dealer in New Zealand and is damaged beyond repair, we'll replace it with a brand new one*.

There's no excess if your glass is broken up to \$2,000 cost, and we'll cover up to \$1,500 cost for the trailer you were towing if that's damaged*.

You can be sure only guaranteed, genuine Hyundai parts will be used in repairs**, and that only approved repairers will be working on your vehicle.

We also offer a Hyundai Insurance specific 24 hour assistance number: 0800 123 266.

*See your Hyundai dealer for full terms and conditions. **Applies to new vehicles for five years.

Hyundai Fleet

If you're looking for the right vehicles for your business, Hyundai has the perfect fleet solution for you.

Whatever your business size or requirements, you can get the job done by choosing from Hyundai Fleet's diverse range of passenger & commercial vehicles, all of which offer the latest in technology, efficiency, safety and style. And as a Fleet customer, you have the flexibility of a range of ownership and leasing options, as well tax benefits and great value servicing.

So, from the city-loving Accent to the cargo-carrying iLoad, our fleet services can provide the right vehicles to help drive your business forward. For more information visit www.hyundai.co.nz/fleet.



In the company of Kiwis

The Hyundai brand has grown rapidly into a global auto industry powerhouse. But first and foremost, Hyundai New Zealand is a New Zealand company.

Hyundai New Zealand is 100% kiwi owned and all our Hyundai dealers are 100% NZ operated. That's something we're pretty proud of.

This structure gives you the best of both worlds. The benefits of global resources and the huge investment in Research & Development that Hyundai makes, combined with our local commitment and understanding.

We're also very aware of what it means to be a New Zealand company. Our commitment to being a good Kiwi citizen starts with our treatment of customers and extends out into their communities.

We've actively supported the National Agricultural Fieldays for over a decade. We sponsor Hyundai Country Calendar, put money into NZ sailing, and are major sponsors of the Spirit of



Adventure Trust. We're also extremely proud of our New Zealand sponsorship of Kiwi WRC rally driver, Hayden Paddon. Our sponsorships allow us to offer customers the chance to join us as VIP guests at many of our events, including on board the Spirit of New Zealand and at Fieldays. Look out for these invitations from time to time.

The Hyundai Experience will continue to grow and expand. We really want to give you the most rewarding experience you've ever had with a company.



Hyundai Country Calendar visits Doug Avery and his mates on his North Island farm for a yarn.

The Pinnacle Programme

The Pinnacle Programme is a unique scholarship, backed by Hyundai New Zealand, which provides talented young New Zealanders between the ages of 15 and 18 with the foundations for future success. The Programme is open to young kiwis with talent in all areas of endeavours, including, but not limited to, art, sport, science and business.

WWW.PINNACLEPROGRAMME.CO.NZ



Future New Zealand leaders as part of the Pinnacle Programme spend 21 days on New Zealand's iconic Outward Bound programme in Anakiwa, at the top of the South Island.



Hyundai Ambassador Team

Speaking of 0800 numbers, if you dial 0800 HYUNDAI (498 632), you'll be talking directly to one of our Hyundai Ambassador Team members in New Zealand. We operate a local call centre. Our team are trained to support you with any concerns, and they'll be able to help you out with anything you need them to.

We respond to every request, no matter how big or small, as quickly as we can. That's the New Zealand way of doing things, and it's our way too. If it's an emergency you'll be put straight through to our Roadside Assistance team, who are trained to deal with any situation and will get someone out to you as quickly as possible if that is what is required.

JOIN US ON WWW.FACEBOOK.COM/HYUNDAINZ

Specifications

| TUCSON | 2.0 PETROL 2WD | | 1.6 TURBO PETROL GDI AWD | | | 2.0 DIESEL AWD | | |
|---|---|--------------|--|--------------|--------------|---|--------------|--------------|
| | ENTRY | ELITE | ENTRY | ELITE | LIMITED | ENTRY | ELITE | LIMITED |
| ENGINE | 2.0 litre 16 valve twin overhead cam with gasoline multi point fuel injection engine with CVVT (Continuously Variable Valve Timing) | | 1.6 litre 16 valve twin overhead cam with gasoline direct injection and twin scroll turbocharger | | | 2.0 litre 16 valve twin overhead cam with common rail direct injection and variable geometry turbocharger | | |
| Fuel system | Gasoline Multi Point Injection (MPI) | | Gasoline Direct Injection (GDI) | | | Common Rail Direct Injection (CRDi) | | |
| Displacement (CC) | 1,999 | | 1,591 | | | 1,995 | | |
| Maximum power (kW/rpm) | 114 kW / 6,200 rpm | | 130 kW / 5,500 rpm | | | 136 kW / 4,000 rpm | | |
| Maximum torque (Nm/rpm) | 192 Nm /4,000rpm | | 265 Nm / 1,500-4,500 rpm | | | 400 Nm / 1,750-2,750 rpm | | |
| TRANSMISSION | | | | | | | | |
| Transmission Type | 6-speed Automatic | | 7-speed Dual Clutch Transmission (DCT) | | | 8-speed Automatic | | |
| CHASSIS | | | | | | | | |
| Drive system | Front Wheel Drive | | HTRAC™ All Wheel Drive | | | HTRAC™ All Wheel Drive | | |
| Front suspension | MacPherson strut suspension with coil springs, gas-filled shock absorbers and anti-roll stabiliser bar | | | | | | | |
| Rear suspension | Multi-link suspension with coil springs, gas-filled shock absorbers and anti-roll stabiliser bar | | | | | | | |
| WHEELS AND BRAKING SYSTEM | | | | | | | | |
| Wheels | 17" alloy | 19" alloy | 17" alloy | 19" alloy | 19" alloy | 17" alloy | 19" alloy | 19" alloy |
| Tyre | 225 / 60 R17 | 245 / 45 R19 | 225 / 60 R17 | 245 / 45 R19 | 245 / 45 R19 | 225 / 60 R17 | 245 / 45 R19 | 245 / 45 R19 |
| Full size alloy spare wheel and tyre | • | • | • | • | • | • | • | • |
| Tyre Pressure Monitoring System (TPMS) | - | • | - | • | • | - | • | • |
| Braking system | Power assisted braking system with ventilated front disc and solid rear disc brakes with ABS, EBD and BAS | | | | | | | |
| Electronic Parking Brake (EPB) | - | • | - | • | • | - | • | • |
| STEERING | | | | | | | | |
| Type | Motor Driven Power Steering (MDPS) | | | | | | | |
| Steering column | Manual tilt & telescopic adjustment | | | | | | | |
| Minimum turning circle diameter - kerb to kerb (m) | 11.0 | | | | | | | |
| Energy absorbing collapsible steering column | • | • | • | • | • | • | • | • |
| SAFETY FEATURES | | | | | | | | |
| ABS braking with Electronic Brake-Force Distribution (EBD) | • | • | • | • | • | • | • | • |
| Brake Assist System (BAS) | • | • | • | • | • | • | • | • |
| Electronic Stability Control (ESC) | • | • | • | • | • | • | • | • |
| Traction Control System (TCS) | • | • | • | • | • | • | • | • |
| Vehicle Stability Management (VSM) | • | • | • | • | • | • | • | • |
| Blind-Spot Collision Warning (BCW) | - | • | - | • | • | - | • | • |
| Rear Cross-Traffic Collision Warning (RCCW) | - | • | - | • | • | - | • | • |
| Forward Collision-Avoidance Assist (FCA) - car & pedestrian | - | - | - | • | • | - | • | • |
| Lane Keeping Assist (LKA) | - | • | - | • | • | - | • | • |
| Lane Departure Warning System (LDWS) | - | • | - | • | • | - | • | • |
| Smart Cruise Control (SCC) with stop & go | - | - | - | • | • | - | • | • |
| Driver Attention Warning (DAW) | - | - | - | - | • | - | - | • |
| High Beam Assist (HBA) | - | - | - | - | • | - | - | • |
| 6 Airbags (Dual Front, Side, Curtain Airbag) | • | • | • | • | • | • | • | • |
| Front seatbelt pretensioners and load limiters | • | • | • | • | • | • | • | • |
| 3-point tether child seat anchor points | • | • | • | • | • | • | • | • |
| ISOFIX child seat anchor points | • | • | • | • | • | • | • | • |
| Height adjustable seatbelts (front) | • | • | • | • | • | • | • | • |
| 3-point lap diagonal (ELR) seatbelts | • | • | • | • | • | • | • | • |
| Child safety rear door locks | • | • | • | • | • | • | • | • |
| Electro Chromatic rear-view Mirror (ECM) | - | • | - | • | • | - | • | • |
| Automatic dusk sensing headlights | • | • | • | • | • | • | • | • |
| Rain sensing wiper system | - | • | - | • | • | - | • | • |
| Rear park assist system | • | • | • | • | • | • | • | • |

Specifications

| TUCSON | 2.0 PETROL 2WD | | 1.6 TURBO PETROL GDI AWD | | | 2.0 DIESEL AWD | | |
|---|----------------|-------|--------------------------|-------|---------|----------------|-------|---------|
| | ENTRY | ELITE | ENTRY | ELITE | LIMITED | ENTRY | ELITE | LIMITED |
| Front park assist system | • | • | • | • | • | • | • | • |
| Reversing camera | • | • | • | • | • | • | • | • |
| Surround View Monitor (SVM) | - | - | - | - | • | - | - | • |
| First aid kit | • | • | • | • | • | • | • | • |
| EXTERIOR FEATURES | | | | | | | | |
| Panoramic sunroof | - | - | - | - | • | - | - | • |
| Smart power tailgate | - | - | - | - | • | - | - | • |
| Electrically adjustable side mirrors | • | • | • | • | • | • | • | • |
| Electric folding side mirrors | - | • | - | • | • | - | • | • |
| Heated side mirrors | • | • | • | • | • | • | • | • |
| LED Headlights | - | - | - | - | • | - | - | • |
| LED Daytime Running Lights (DRL's) | • | • | • | • | • | • | • | • |
| LED tail lights | - | - | - | - | • | - | - | • |
| Rear spoiler with high mounted LED stop light | • | • | • | • | • | • | • | • |
| Privacy glass | - | • | - | • | • | - | • | • |
| Solar glass | - | • | - | • | • | - | • | • |
| Chrome exterior trim | - | • | - | • | • | - | • | • |
| Mud guards | • | • | • | • | • | • | • | • |
| Roof rails | • | • | • | • | • | • | • | • |
| INTERIOR FEATURES | | | | | | | | |
| Cloth interior trim | • | - | • | - | - | • | - | - |
| Full leather interior trim ** | - | • | - | • | • | - | • | • |
| Leather steering wheel and gearshift trim ** | • | • | • | • | • | • | • | • |
| Driver seat 10-way electric adjustment | - | • | - | • | • | - | • | • |
| Passenger seat 8-way electric adjustment | - | • | - | • | • | - | • | • |
| Heated front & rear seats | - | • | - | • | • | - | • | • |
| Ventilated front seats | - | - | - | - | • | - | - | • |
| Power windows | • | • | • | • | • | • | • | • |
| Wireless smart phone charging *** | - | - | - | - | • | - | - | • |
| LED interior lighting | - | - | - | - | • | - | - | • |
| 2nd row split folding function | • | • | • | • | • | • | • | • |
| SECURITY | | | | | | | | |
| Proximity key and engine start / stop button | - | • | - | • | • | - | • | • |
| Keyless entry with anti-theft alarm | • | • | • | • | • | • | • | • |
| Engine immobiliser | • | • | • | • | • | • | • | • |
| Hyundai Active Locking Operation (HALO) including speed sensing auto door locking | • | • | • | • | • | • | • | • |
| COMFORT AND CONVENIENCE | | | | | | | | |
| 8" touchscreen audio system with Satellite Navigation, Radio, MP3 functionality | - | - | - | - | • | - | - | • |
| 7" touchscreen audio system with Radio, MP3 functionality | • | • | • | • | - | • | • | - |
| Apple Carplay™& Android Auto® compatibility | • | • | • | • | • | • | • | • |
| 4 speakers and 2 tweeters | • | • | • | • | - | • | • | - |
| Infinity 8 speaker (including subwoofer) premium audio system | - | - | - | - | • | - | - | • |
| Bluetooth voice recognition handsfree phone system | • | • | • | • | • | • | • | • |
| Steering wheel mounted audio and cruise controls | • | • | • | • | • | • | • | • |
| USB with auxiliary iPod input | • | • | • | • | • | • | • | • |
| 2nd row USB input | • | • | • | • | • | • | • | • |
| Dual zone climate control air-conditioning with pollen filter | - | • | - | • | • | - | • | • |
| Manual air-conditioning with pollen filter | • | - | • | - | - | • | - | - |

Specifications

| TUCSON | 2.0 PETROL 2WD | | 1.6 TURBO PETROL GDI AWD | | | 2.0 DIESEL AWD | | |
|--|----------------|---------------|--------------------------|---------------|---------------|----------------|---------------|---------------|
| | ENTRY | ELITE | ENTRY | ELITE | LIMITED | ENTRY | ELITE | LIMITED |
| Automatic windscreen defog | - | • | - | • | • | - | • | • |
| Trip computer including distance to empty, average fuel consumption, average speed and outside temperature display | • | • | • | • | • | • | • | • |
| 4.2" Colour TFT driver information display | - | • | - | • | • | - | • | • |
| Illuminated vanity mirror in driver and front passenger sunvisors | - | • | - | • | • | - | • | • |
| WEIGHTS AND CAPACITIES | | | | | | | | |
| Fuel tank capacity (litres) | 62 | | 62 | | | 62 | | |
| Boot capacity (VDA litres) - seats up | 488 | | 488 | | | 488 | | |
| Boot capacity (VDA litres) - seats down | 1,478 | | 1,478 | | | 1,478 | | |
| Kerb weight (kg) lightest / heaviest | 1,520 / 1,620 | | 1,669 / 1,770 | | | 1,707 / 1,820 | | |
| Towing capacity - braked (kg) | 1,600 | | 1,600 | | | 1,900 | | |
| Towing capacity - unbraked (kg) | 750 | | 750 | | | 750 | | |
| EXTERIOR DIMENSIONS | | | | | | | | |
| Wheelbase (mm) | 2,670 | | 2,670 | | | 2,670 | | |
| Overall length (mm) | 4,480 | | 4,480 | | | 4,480 | | |
| Overall width (mm) | 1,850 | | 1,850 | | | 1,850 | | |
| Overall height (mm) | 1,660 | | 1,660 | | | 1,660 | | |
| Wheel track - front / rear (mm) | 1,608 / 1,620 | 1,604 / 1,615 | 1,608 / 1,620 | 1,604 / 1,615 | 1,608 / 1,620 | 1,608 / 1,620 | 1,604 / 1,615 | 1,604 / 1,615 |
| Minimum ground clearance (mm) | 172 | | 172 | | | 172 | | |
| SUSTAINABILITY | | | | | | | | |
| Combined fuel economy (litres / 100km)* | 7.9 | 7.9 | 7.7 | 7.7 | 7.7 | 6.4 | 6.4 | 6.4 |
| CO2 Emissions (g/km) | 185 | 185 | 178 | 178 | 178 | 168 | 168 | 168 |
| WARRANTIES | | | | | | | | |
| 10 year / 200,000 km anti perforation corrosion body warranty | • | • | • | • | • | • | • | • |
| 3 year / 100,000 km mechanical warranty | • | • | • | • | • | • | • | • |
| 3 year / 100,000 km roadside assistance package | • | • | • | • | • | • | • | • |
| • : Standard - : Not Available | | | | | | | | |
| Specifications, features, equipment and colours shown in this brochure are subject to change without notice or obligation.*Fuel consumption figures are based on ADR 81/02 tests and factory information. These figures are provided to assist you in comparing the fuel consumption of the Tucson range with other vehicles. The actual fuel consumption will depend on many factors, including your driving habits, the prevailing conditions and your vehicle's equipment, condition and use.**Finishes specified as leather contain a combination of genuine leather, polyurethane leather (leather substitute) and man-made materials.*** Compatible Smartphones only | | | | | | | | |




| Dimensions | | |
|--------------------|--------------------------------------|-------------------------|
| Head room (mm) | Front (w/Sunroof) / Rear (w/Sunroof) | 1,005 (963) / 995 (969) |
| Leg room (mm) | Front (Max) / Rear | 1,053 (1,129) / 970 |
| Shoulder room (mm) | Front / Rear | 1,450 / 1,410 |

- The above values are results from internal testing and are subject to change after validation.
- Some of the equipment illustrated or described in this catalog may not be supplied as standard equipment and may be available at extra cost.
- Hyundai Motor Company reserves the right to change specifications and equipment without prior notice.
- The colour plates shown may vary slightly from the actual colors due to the limitations of the printing process.
- Please consult your dealer for full information and availability on colours and trims.

Unit : mm *Wheel tread • 17" Alloy Wheel (Front/Rear) : 1,608/1,620 • 19" Alloy Wheel (Front/Rear) : 1,604/1,615

Interior Colours





*Finishes specified as leather contain a combination of genuine leather, polyurethane leather (leather substitute) and man-made materials.

Exterior Colours



Call our Hyundai Ambassador Team on **0800 HYUNDAI (498 632)**
or email us at customerservice@hyundai.co.nz

 Join Hyundai NZ on Facebook www.facebook.com/hyundainz

 See our videos at www.youtube.com/hyundainz

 Follow us on Instagram @HyundaiNZ

www.hyundai.co.nz

Brochure-Tucson Series II_12/19